



Diana T. Barrera

Nueces County Clerk



Nueces County
Assessments and Collections Report
For Quarter Ended December 31, 2008

Prepared by:
County Clerk Treasury & Collections Unit
January 15, 2009

Nueces County
Assessments and Collections Report
For Quarter Ended December 31, 2008

Mission Statement


The Nueces County Judicial System (state district courts, county courts-at-law, and justices of the peace) recognize that fines are assessed for an offense and are reformatory only when paid. In maintaining the integrity of the judicial system and lessening the burden to society of the costs of conviction, the Fine Collection Unit practices cost effective and pro-active collection procedures. These practices and procedures were adopted in a collection model and are in accordance with Article 10 of U.S. Senate Bill 1863 mandating counties with a population of 50,000 or greater to implement a Collection Improvement Program.

Special Notes


- 1) Currently, the collection rate (aging) information is only available for JP Court cases through its case management software, JSI Full Court. The County and District Court cases are managed by utilizing the county's HP Mainframe System, and I-Plow, a third-party case management software. An estimated collection rate (aging) for County Courts was compiled by applying the aging percentages from I-Plow since the HP Mainframe System does not generate this information. In addition, the final phase of implementing the District Court cases is currently underway. A reasonable measure of aging for these cases is not yet available.
- 2) All assessments are based on disposition dates, whereas collections are based on transaction dates for the reporting period.
- 3) Non-cash transactions are credited and reported when the information is received by the County Clerk's office.
- 4) OCA reporting requirements exclude juvenile cases; therefore, County Court at Law No. 5 is omitted from this report.
- 5) JP 1-2 and JP 3 elected to process all of their collection activities in-house without utilizing the County Clerk Collections Unit.

Report Highlights

- * Total number of cases assessed for the reporting period are as follows: County Courts 1,324; District Courts 632; and JP Courts 6763 for a combined total of 8,719 cases assessed for all courts.
- * The total assessments for all courts was \$2,827,775 for an increase of \$448,589 compared to the same quarter of the prior fiscal year.
- * The total collections for all courts was \$1,160,001 for a decrease of \$8,613 compared to the same quarter of the prior fiscal year.
- * The total non-cash credits for all courts was \$423,043 for an increase of \$26,077 compared to the same quarter of the prior fiscal year.



Diana T. Barrera, County Clerk



Date



Nueces County Judicial Courts

County Courts At Law

County Court 1	The Honorable Robert J. Vargas
County Court 2	The Honorable Lisa Gonzales
County Court 3	The Honorable John B. Martinez
County Court 4	The Honorable James E. Klager

District Courts

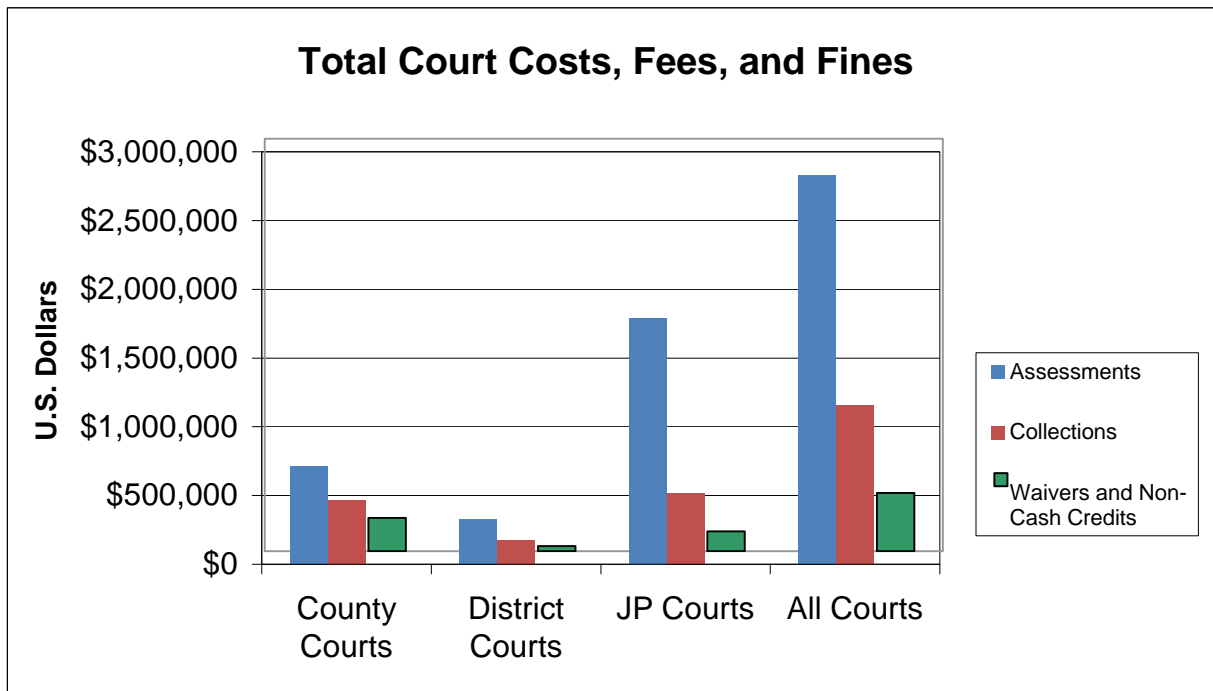
28 th - Courtroom A	The Honorable Nanette Hasette
117 th - Courtroom B	The Honorable Sandra Watts
94 th - Courtroom C	The Honorable Bobby Galvan
105 th - Courtroom D	The Honorable J. Manuel Bañales
148 th - Courtroom E	The Honorable Marisela Saldaña
214 th - Courtroom F	The Honorable José Longoria
319 th - Courtroom G	The Honorable Thomas Greenwell
347 th - Courtroom H	The Honorable Nelva Gonzales Ramos

Justice of the Peace Courts

JP Precinct 1, Place 1	The Honorable Joe A. Gonzalez
JP Precinct 1, Place 2	The Honorable Henry Santana
JP Precinct 1, Place 3	The Honorable Robert Balderas
JP Precinct 2, Place 1	The Honorable Janice K. Stoner
JP Precinct 2, Place 2	The Honorable Larry G. Cox
JP Precinct 3	The Honorable Adolfo Contreras
JP Precinct 4	The Honorable Duncan Neblett, Jr.
JP Precinct 5, Place 1	The Honorable Robert Gonzalez
JP Precinct 5, Place 2	The Honorable Hermilio Peña, Jr.

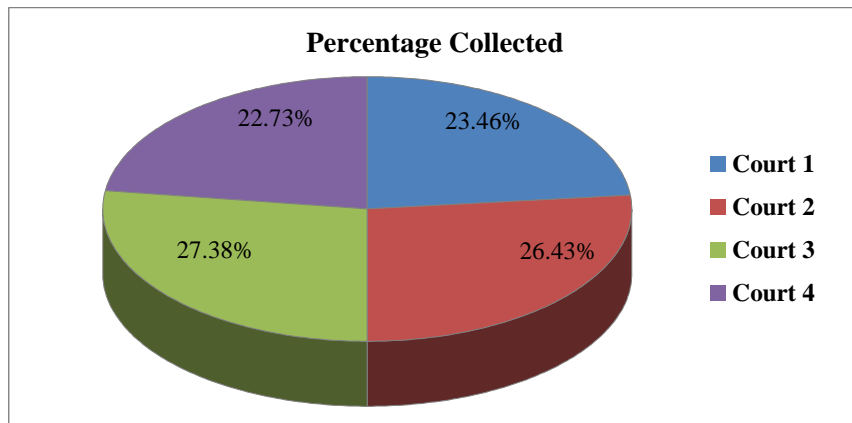
**Nueces County
Assessments and Collections Summary
For Quarter Ended December 31, 2008**

	County Courts	District Courts	JP Courts	All Courts
Assessments				
Court Costs and Fees	\$ 347,418	\$ 173,959	\$ 742,489	\$ 1,263,866
Court Fines	<u>363,516</u>	<u>151,050</u>	<u>1,049,343</u>	<u>1,563,909</u>
Total Assessments	<u>\$ 710,934</u>	<u>\$ 325,009</u>	<u>\$ 1,791,832</u>	<u>\$ 2,827,775</u>
Collections				
Court Costs and Fees	\$ 200,991	\$ 57,998	\$ 278,549	\$ 537,538
Court Fines	<u>266,206</u>	<u>119,507</u>	<u>236,750</u>	<u>622,463</u>
Total Collections	<u>\$ 467,197</u>	<u>\$ 177,505</u>	<u>\$ 515,299</u>	<u>\$ 1,160,001</u>
Waivers and Non-Cash Credits				
Court Costs and Fees	\$ 149,922	\$ 13,976	\$ 40,049	\$ 203,947
Court Fines	<u>91,801</u>	<u>23,187</u>	<u>104,109</u>	<u>219,096</u>
Total Waivers and Non-Cash Credits	<u>\$ 241,723</u>	<u>\$ 37,163</u>	<u>\$ 144,158</u>	<u>\$ 423,043</u>



Assessments and Collections
County Courts at Law - Comparison by Court
For Quarter Ended December 31, 2008

	<u>Court 1</u>	<u>Court 2</u>	<u>Court 3</u>	<u>Court 4</u>	<u>All County Courts</u>
Number of Cases Assessed	301	369	387	267	1324
Assessments					
Court Costs and Fees	\$ 70,727	\$ 104,866	\$ 105,795	\$ 66,030	\$ 347,418
Fines	<u>92,125</u>	<u>100,425</u>	<u>107,716</u>	<u>63,250</u>	<u>363,516</u>
Total Assessments	<u>\$ 162,852</u>	<u>\$ 205,292</u>	<u>\$ 213,511</u>	<u>\$ 129,280</u>	<u>\$ 710,934</u>
Collections					
Court Costs and Fees	\$ 51,681	\$ 57,659	\$ 52,554	\$ 39,097	\$ 200,991
Fines	<u>57,923</u>	<u>65,834</u>	<u>75,348</u>	<u>67,100</u>	<u>266,206</u>
Total Collections	<u>\$ 109,604</u>	<u>\$ 123,493</u>	<u>\$ 127,902</u>	<u>\$ 106,197</u>	<u>\$ 467,197</u>
Total Court Costs, Fees, and Fines Aging					
0 - 30 days:	\$ 31,292	\$ 31,713	\$ 36,925	\$ 29,459	\$ 129,390
31 - 60 days:	14,862	17,203	14,299	9,738	56,103
61 - 90 days:	9,579	11,337	12,291	8,570	41,778
91 - 120 days:	8,297	7,187	6,357	7,901	29,742
120+ days:	<u>45,573</u>	<u>56,053</u>	<u>58,029</u>	<u>50,529</u>	<u>210,185</u>
Total Collections	<u>\$ 109,604</u>	<u>\$ 123,493</u>	<u>\$ 127,902</u>	<u>\$ 106,197</u>	<u>\$ 467,197</u>
Total Aging Percentage of Collections					
0 - 30 days:	28.55%	25.68%	28.87%	27.74%	27.69%
31 - 60 days:	13.56%	13.93%	11.18%	9.17%	12.01%
61 - 90 days:	8.74%	9.18%	9.61%	8.07%	8.94%
91 - 120 days:	7.57%	5.82%	4.97%	7.44%	6.37%
120+ days:	41.58%	45.39%	45.37%	47.58%	44.99%
Waivers and Non-Cash Credits					
Court Costs and Fees	\$ 15,661	\$ 48,045	\$ 60,937	\$ 25,279	\$ 149,922
Fines	<u>9,493</u>	<u>32,159</u>	<u>28,917</u>	<u>21,232</u>	<u>91,801</u>
Total Waivers and Non-Cash Credits	<u>\$ 25,154</u>	<u>\$ 80,204</u>	<u>\$ 89,854</u>	<u>\$ 46,511</u>	<u>\$ 241,723</u>



Total Collections \$467,197

Assessments and Collections
District Courts - Comparison by Court
For Quarter Ended December 31, 2008

DISTRICT COURT ROOM	A	B	C
	<u>28th</u>	<u>117th</u>	<u>94th</u>
Number of Cases Assessed	68	79	84
Assessments			
Court Costs and Fees	\$ 8,107	\$ 19,495	\$ 30,970
Fines	<u>23,500</u>	<u>7,500</u>	<u>15,750</u>
Total Assessments	<u>\$ 31,607</u>	<u>\$ 26,995</u>	<u>\$ 46,720</u>
Collections			
Court Costs and Fees	\$ 7,116	\$ 5,439	\$ 7,330
Fines	<u>17,595</u>	<u>8,733</u>	<u>10,971</u>
Total Collections	<u>\$ 24,711</u>	<u>\$ 14,172</u>	<u>\$ 18,301</u>
Waivers and Non-Cash Credits			
* Court Costs and Fees	\$ 780	\$ 2,065	\$ 2,783
Fines	<u>8,500</u>	<u>4,472</u>	<u>-</u>
Total Waivers and Non-Cash Credits	<u>\$ 9,280</u>	<u>\$ 6,537</u>	<u>\$ 2,783</u>

*There is no efficient way to determine the Drug Court Costs and Court Appointed Attorney Waivers by individual court without running multiple reports. The total amount of \$4,060 was equally distributed to each court for reporting purposes.

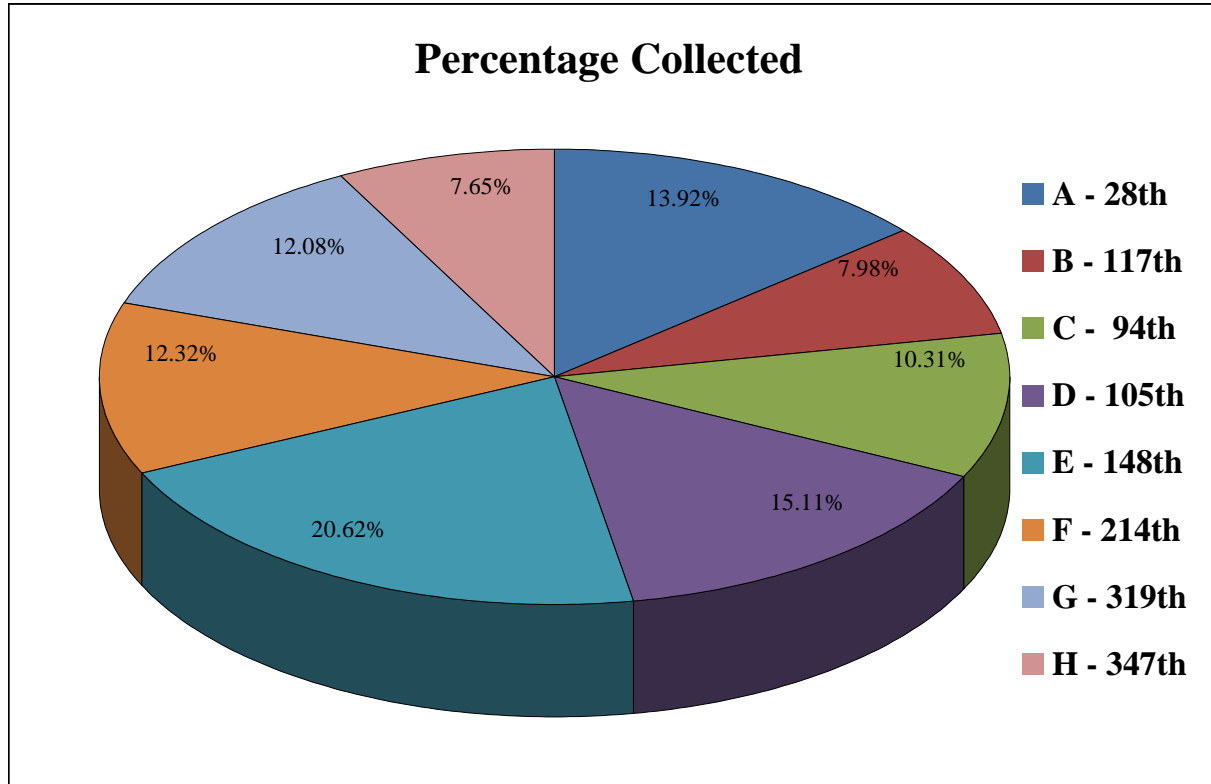
<u>D</u> <u>105th</u>	<u>E</u> <u>148th</u>	<u>F</u> <u>214th</u>	<u>G</u> <u>319th</u>	<u>H</u> <u>347th</u>	All District <u>Courts</u>
54	111	87	57	92	632
\$ 10,152	\$ 31,469	\$ 29,316	\$ 15,279	\$ 29,172	\$ 173,959
<u>20,750</u>	<u>39,500</u>	<u>8,800</u>	<u>21,500</u>	<u>13,750</u>	<u>151,050</u>
<u>\$ 30,902</u>	<u>\$ 70,969</u>	<u>\$ 38,116</u>	<u>\$ 36,779</u>	<u>\$ 42,922</u>	<u>\$ 325,009</u>
\$ 6,707	\$ 6,626	\$ 9,713	\$ 7,573	\$ 7,494	\$ 57,998
<u>20,111</u>	<u>29,977</u>	<u>12,159</u>	<u>13,874</u>	<u>6,087</u>	<u>119,507</u>
<u>\$ 26,818</u>	<u>\$ 36,603</u>	<u>\$ 21,872</u>	<u>\$ 21,447</u>	<u>\$ 13,581</u>	<u>\$ 177,505</u>
\$ 508	\$ 2,535	\$ 2,320	\$ 508	\$ 2,477	\$ 13,976
<u>-</u>	<u>3,530</u>	<u>4,104</u>	<u>125</u>	<u>2,456</u>	<u>23,187</u>
<u>\$ 508</u>	<u>\$ 6,065</u>	<u>\$ 6,424</u>	<u>\$ 633</u>	<u>\$ 4,933</u>	<u>\$ 37,163</u>

Assessments and Collections
Justice Of The Peace Courts - Comparison by Court
For Quarter Ended December 31, 2008

	<u>JP 1-1</u>	<u>JP 1-2</u>	<u>JP 1-3</u>	<u>JP 2-1</u>
Number of Cases Assessed	1725	606	1281	511
Assessments				
Court Costs and Fees	\$191,522	\$62,475	\$151,827	\$54,761
Fines	<u>389,175</u>	<u>151,954</u>	<u>133,011</u>	<u>52,792</u>
Total Assessments	<u>\$ 580,697</u>	<u>\$ 214,429</u>	<u>\$ 284,838</u>	<u>\$ 107,553</u>
Collections				
Court Costs and Fees	\$ 51,746	\$ 32,645	\$ 32,529	\$ 30,755
Fines	<u>39,389</u>	<u>35,393</u>	<u>25,632</u>	<u>12,551</u>
Total Collections	<u>\$ 91,135</u>	<u>\$ 68,038</u>	<u>\$ 58,161</u>	<u>\$ 43,306</u>
Total Court Costs, Fees, and Fines Aging				
0 - 30 days:	\$ 70,210	\$ 31,528	\$ 51,000	\$ 35,728
31 - 60 days:	8,909	8,489	2,270	1,455
61 - 90 days:	3,973	5,523	882	1,418
91 - 120 days:	1,908	2,120	1,289	1,412
120+ days:	<u>6,135</u>	<u>20,378</u>	<u>2,720</u>	<u>3,294</u>
Total Collections	<u>\$ 91,135</u>	<u>\$ 68,038</u>	<u>\$ 58,161</u>	<u>\$ 43,306</u>
Total Aging Percentage of Collections				
0 - 30 days:	77.04%	46.34%	87.69%	82.50%
31 - 60 days:	9.78%	12.48%	3.90%	3.36%
61 - 90 days:	4.36%	8.12%	1.52%	3.27%
91 - 120 days:	2.09%	3.12%	2.22%	3.26%
120+ days:	6.73%	29.95%	4.68%	7.61%
Waivers and Non-Cash Credits				
Court Costs and Fees	\$ 5,241	\$ 7,675	\$ 11,008	\$ 3,742
Fines	<u>41,731</u>	<u>18,714</u>	<u>2,987</u>	<u>11,040</u>
Total Waivers and Non-Cash Credits	<u>\$ 46,972</u>	<u>\$ 26,389</u>	<u>\$ 13,995</u>	<u>\$ 14,782</u>

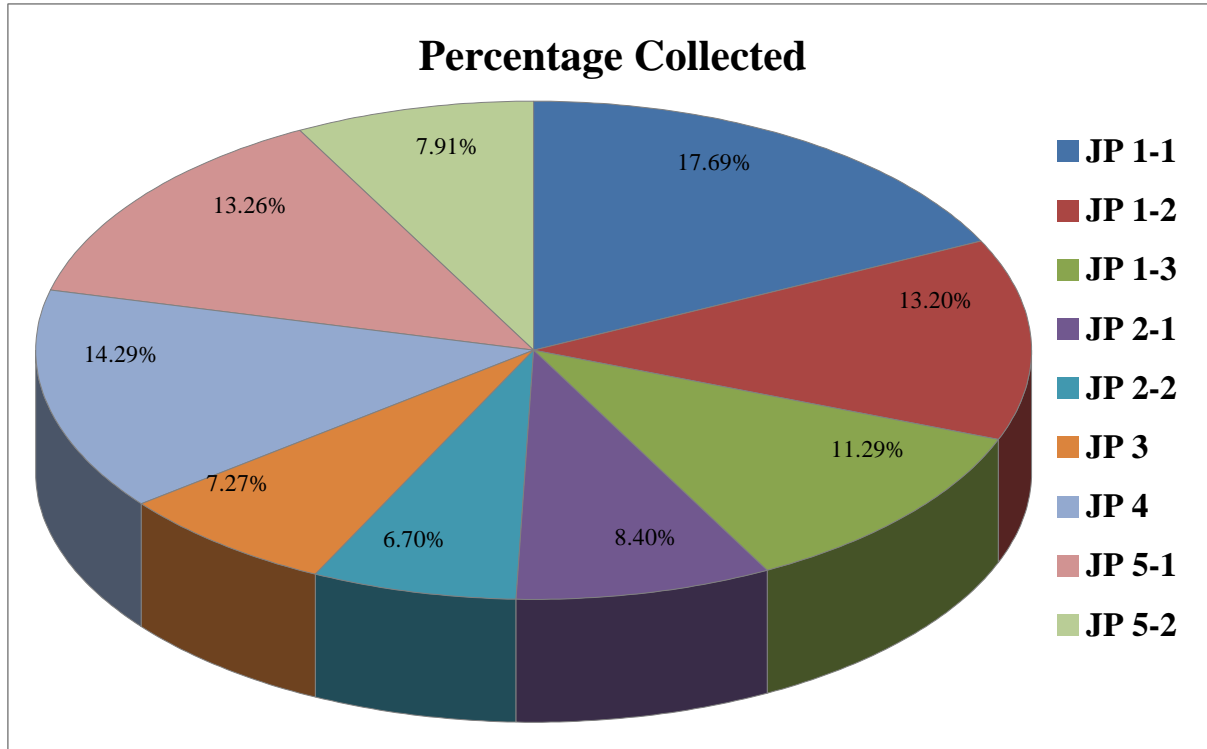
JP 2-2	JP 3	JP 4	JP 5-1	JP 5-2	All JP Courts
488	380	644	685	443	6763
\$53,395	\$40,486	\$70,046	\$74,003	\$43,974	\$ 742,489
<u>83,475</u>	<u>53,708</u>	<u>87,596</u>	<u>61,762</u>	<u>35,871</u>	<u>1,049,343</u>
<u>\$ 136,870</u>	<u>\$ 94,194</u>	<u>\$ 157,641</u>	<u>\$ 135,765</u>	<u>\$ 79,845</u>	<u>\$ 1,791,832</u>
\$ 13,492	\$ 19,168	\$ 29,333	\$ 45,103	\$ 23,778	\$ 278,550
<u>21,027</u>	<u>18,300</u>	<u>44,278</u>	<u>23,204</u>	<u>16,977</u>	<u>236,749</u>
<u>\$ 34,519</u>	<u>\$ 37,468</u>	<u>\$ 73,611</u>	<u>\$ 68,307</u>	<u>\$ 40,755</u>	<u>\$ 515,299</u>
\$ 22,896	\$ 37,468	\$ 42,155	\$ 52,206	\$ 40,187	\$ 383,378
3,569	-	4,701	7,502	283	37,178
1,280	-	6,167	1,810	113	21,166
404	-	4,985	859	-	12,977
<u>6,370</u>	<u>-</u>	<u>15,602</u>	<u>5,930</u>	<u>172</u>	<u>60,601</u>
<u>\$ 34,519</u>	<u>\$ 37,468</u>	<u>\$ 73,610</u>	<u>\$ 68,307</u>	<u>\$ 40,755</u>	<u>\$ 515,299</u>
66.33%	100.00%	57.27%	76.43%	98.60%	74.40%
10.34%	0.00%	6.39%	10.98%	0.69%	7.21%
3.71%	0.00%	8.38%	2.65%	0.28%	4.11%
1.17%	0.00%	6.77%	1.26%	0.00%	2.52%
18.45%	0.00%	21.20%	8.68%	0.42%	11.76%
\$ 1,733	\$ 1,204	\$ 2,277	\$ 5,740	\$ 1,429	\$ 40,049
<u>5,547</u>	<u>5,444</u>	<u>7,504</u>	<u>9,389</u>	<u>1,754</u>	<u>104,109</u>
<u>\$ 7,280</u>	<u>\$ 6,648</u>	<u>\$ 9,781</u>	<u>\$ 15,129</u>	<u>\$ 3,183</u>	<u>\$ 144,158</u>

**Nueces County Collections
District Courts - Comparison By Court
For Quarter Ended December 31, 2008**



Total Collections \$177,505

**Nueces County Collections
Justice Of The Peace Courts - Comparison by Court
For Quarter Ended December 31, 2008**



Total Collections \$515,299

Nueces County
Assessments and Collections - by Court Type
Quarterly Comparison

All County Courts	Quarterly Comparison		
	10/01/07 12/31/07	10/01/08 12/31/08	Increase/ (Decrease)
Assessments			
Court Costs and Fees	\$ 307,833	\$ 347,418	\$ 39,585
Fines	<u>516,911</u>	<u>363,516</u>	<u>(153,395)</u>
Total Assessments	<u>\$ 824,744</u>	<u>\$ 710,934</u>	<u>\$ (113,810)</u>
Collections			
Court Costs and Fees	\$ 172,989	\$ 200,991	\$ 28,002
Fines	<u>303,969</u>	<u>266,206</u>	<u>(37,763)</u>
Total Collections	<u>\$ 476,958</u>	<u>\$ 467,197</u>	<u>\$ (9,761)</u>
Waivers and Non-Cash Credits			
Court Costs and Fees	\$ 92,663	\$ 149,922	\$ 57,259
Fines	<u>145,451</u>	<u>91,801</u>	<u>(53,650)</u>
Total Waivers and Non-Cash Credits	<u>\$ 238,114</u>	<u>\$ 241,723</u>	<u>\$ 3,609</u>

All District Courts

Assessments			
Court Costs and Fees	\$ 102,929	\$ 173,959	\$ 71,030
Fines	<u>311,450</u>	<u>151,050</u>	<u>(160,400)</u>
Total Assessments	<u>\$ 414,379</u>	<u>\$ 325,009</u>	<u>\$ (89,370)</u>
Collections			
Court Costs and Fees	\$ 56,696	\$ 57,998	\$ 1,302
Fines	<u>122,448</u>	<u>119,507</u>	<u>(2,942)</u>
Total Collections	<u>\$ 179,144</u>	<u>\$ 177,505</u>	<u>\$ (1,640)</u>
Waivers and Non-Cash Credits			
Court Costs and Fees	\$ 7,528	\$ 13,976	\$ 6,448
Fines	<u>19,062</u>	<u>23,187</u>	<u>4,125</u>
Total Waivers and Non-Cash Credits	<u>\$ 26,590</u>	<u>\$ 37,163</u>	<u>\$ 10,573</u>

Quarterly Comparison

All JP Courts	10/01/07 12/31/07	10/01/08 12/31/08	Increase/ (Decrease)
Assessments			
Court Costs and Fees	\$ 532,691	\$ 742,489	\$ 209,798
Fines	<u>607,372</u>	<u>1,049,343</u>	<u>441,971</u>
Total Assessments	<u>\$ 1,140,063</u>	<u>\$ 1,791,832</u>	<u>\$ 651,769</u>
Collections			
Court Costs and Fees	\$ 266,118	\$ 278,550	\$ 12,432
Fines	<u>229,168</u>	<u>236,749</u>	<u>7,581</u>
Total Collections	<u>\$ 495,286</u>	<u>\$ 515,299</u>	<u>\$ 20,013</u>
Waivers and Non-Cash Credits			
Court Costs and Fees	\$ 31,283	\$ 40,049	\$ 8,766
Fines	<u>100,979</u>	<u>104,109</u>	<u>3,130</u>
Total Waivers and Non-Cash Credits	<u>\$ 132,262</u>	<u>\$ 144,158</u>	<u>\$ 11,896</u>

All Courts

Assessments			
Court Costs and Fees	\$ 943,453	\$ 1,263,866	\$ 320,413
Fines	<u>1,435,733</u>	<u>1,563,909</u>	<u>128,176</u>
Total Assessments	<u>\$ 2,379,186</u>	<u>\$ 2,827,775</u>	<u>\$ 448,589</u>
Collections			
Court Costs and Fees	\$ 495,803	\$ 537,539	\$ 41,736
Fines	<u>655,585</u>	<u>622,462</u>	<u>(33,123)</u>
Total Collections	<u>\$ 1,151,388</u>	<u>\$ 1,160,001</u>	<u>\$ 8,613</u>
Waivers and Non-Cash Credits			
Court Costs and Fees	\$ 131,474	\$ 203,947	\$ 72,473
Fines	<u>265,492</u>	<u>219,096</u>	<u>(46,396)</u>
Total Waivers and Non-Cash Credits	<u>\$ 396,966</u>	<u>\$ 423,043</u>	<u>\$ 26,077</u>

Nueces County
Number of Cases Assessed - by Court Type
Fiscal Year-To-Date Comparison

	Fiscal YTD Comparison		
	10/01/07 12/31/07	10/01/08 12/31/08	Increase/ (Decrease)
County Courts			
County Court 1	249	301	52
County Court 2	355	369	14
County Court 3	448	387	(61)
County Court 4	241	267	26
Total Cases Assessed	1,293	1,324	31
District Courts			
28th - Courtroom A	69	68	(1)
117th - Courtroom B	78	79	1
94th - Courtroom C	75	84	9
105th - Courtroom D	31	54	23
148th - Courtroom E	52	111	59
214th - Courtroom F	47	87	40
319th - Courtroom G	65	57	(8)
347th - Courtroom H	90	92	2
Total Cases Assessed	507	632	125
JP Courts			
JP Precinct 1, Place 1	589	1,725	1,136
JP Precinct 1, Place 2	405	606	201
JP Precinct 1, Place 3	486	1,281	795
JP Precinct 2, Place 1	401	511	110
JP Precinct 2, Place 2	538	488	(50)
JP Precinct 3	224	380	156
JP Precinct 4	364	644	280
JP Precinct 5, Place 1	965	685	(280)
JP Precinct 5, Place 2	342	443	101
Total Cases Assessed	4,314	6,763	2,449