



Diana T. Barrera

Nueces County Clerk



Nueces County
Assessments and Collections Report
For Quarter Ended September 30, 2008

Prepared by:
County Clerk Treasury & Collections Unit
January 12, 2009

Nueces County
Assessments and Collections Report
For Quarter Ended September 30, 2008

Mission Statement


The Nueces County Judicial System (state district courts, county courts-at-law, and justices of the peace) recognize that fines are assessed for an offense and are reformatory only when paid. In maintaining the integrity of the judicial system and lessening the burden to society of the costs of conviction, the Fine Collection Unit practices cost effective and pro-active collection procedures. These practices and procedures were adopted in a collection model and are in accordance with Article 10 of U.S. Senate Bill 1863 mandating counties with a population of 50,000 or greater to implement a Collection Improvement Program.

Special Notes

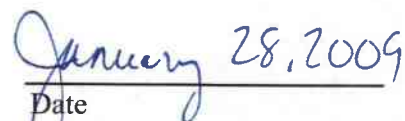
- 1) Currently, the collection rate (aging) information is only available for JP Court cases through its case management software, JSI Full Court. The County and District Court cases are managed by utilizing the county's HP Mainframe System, and I-Plow, a third-party case management software. An estimated collection rate (aging) for County Courts was compiled by applying the aging percentages from I-Plow since the HP Mainframe System does not generate this information. In addition, the final phase of implementing the District Court cases is currently underway. A reasonable measure of aging for these cases is not yet available.
- 2) All assessments are based on disposition dates, whereas collections are based on transaction dates for the reporting period.
- 3) Non-cash transactions are credited and reported when the information is received by the County Clerk's office.
- 4) OCA omits reporting of juvenile cases; therefore, County Court at Law No. 5 is omitted from this report.
- 5) JP 1-2 and JP 3 elected to process all of their collection activities in-house without utilizing the County Clerk Collections Unit.

Report Highlights

- * Total number of cases assessed for the reporting period are as follows: County Courts 1,543; District Courts 606; and JP Courts 5,841 for a combined total of 7,990 cases assessed for all courts.
- * The total assessments for all courts was \$2,450,759 for a decrease of \$393,098 compared to the same quarter of the prior fiscal year.
- * The total collections for all courts was \$1,228,399 for a decrease of \$29,247 compared to the same quarter of the prior fiscal year.
- * The total non-cash credits for all courts was \$631,419 for an increase of \$178,653 compared to the same quarter of the prior fiscal year.



Diana T. Barrera, County Clerk



Date



Nueces County Judicial Courts

County Courts At Law

County Court 1	The Honorable Robert J. Vargas
County Court 2	The Honorable Lisa Gonzales
County Court 3	The Honorable John B. Martinez
County Court 4	The Honorable James E. Klager

District Courts

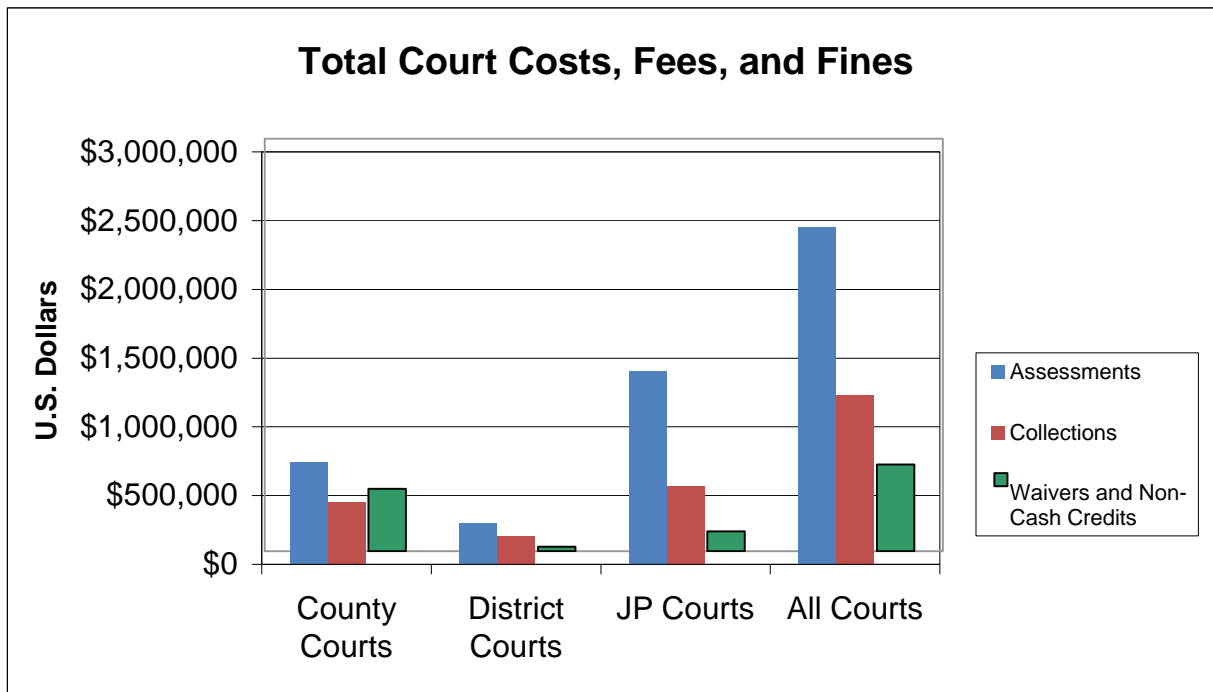
28 th - Courtroom A	The Honorable Nanette Hasette
117 th - Courtroom B	The Honorable Sandra Watts
94 th - Courtroom C	The Honorable Bobby Galvan
105 th - Courtroom D	The Honorable J. Manuel Bañales
148 th - Courtroom E	The Honorable Marisela Saldaña
214 th - Courtroom F	The Honorable José Longoria
319 th - Courtroom G	The Honorable Thomas Greenwell
347 th - Courtroom H	The Honorable Nelva Gonzales Ramos

Justice of the Peace Courts

JP Precinct 1, Place 1	The Honorable Joe A. Gonzalez
JP Precinct 1, Place 2	The Honorable Henry Santana
JP Precinct 1, Place 3	The Honorable Robert Balderas
JP Precinct 2, Place 1	The Honorable Janice K. Stoner
JP Precinct 2, Place 2	The Honorable Larry G. Cox
JP Precinct 3	The Honorable Adolfo Contreras
JP Precinct 4	The Honorable Duncan Neblett, Jr.
JP Precinct 5, Place 1	The Honorable Robert Gonzalez
JP Precinct 5, Place 2	The Honorable Hermilio Peña, Jr.

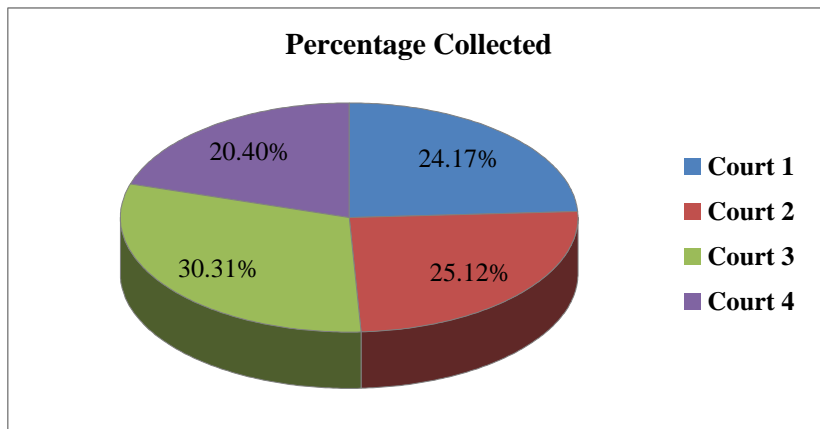
**Nueces County
Assessments and Collections Summary
For Quarter Ended September 30, 2008**

	County Courts	District Courts	JP Courts	All Courts
Assessments				
Court Costs and Fees	\$ 379,810	\$ 126,635	\$ 628,732	\$ 1,135,177
Court Fines	<u>361,283</u>	<u>176,120</u>	<u>778,179</u>	<u>1,315,582</u>
Total Assessments	<u>\$ 741,093</u>	<u>\$ 302,755</u>	<u>\$ 1,406,911</u>	<u>\$ 2,450,759</u>
Collections				
Court Costs and Fees	\$ 188,425	\$ 63,019	\$ 294,646	\$ 546,090
Court Fines	<u>261,206</u>	<u>144,679</u>	<u>276,424</u>	<u>682,309</u>
Total Collections	<u>\$ 449,631</u>	<u>\$ 207,698</u>	<u>\$ 571,070</u>	<u>\$ 1,228,399</u>
Waivers and Non-Cash Credits				
Court Costs and Fees	\$ 241,520	\$ 12,604	\$ 48,487	\$ 302,611
Court Fines	<u>212,289</u>	<u>20,132</u>	<u>96,387</u>	<u>328,808</u>
Total Waivers and Non-Cash Credits	<u>\$ 453,809</u>	<u>\$ 32,736</u>	<u>\$ 144,874</u>	<u>\$ 631,419</u>



Assessments and Collections
County Courts at Law - Comparison by Court
For Quarter Ended September 30, 2008

	<u>Court 1</u>	<u>Court 2</u>	<u>Court 3</u>	<u>Court 4</u>	<u>All County Courts</u>
Number of Cases Assessed	373	386	417	367	1543
Assessments					
Court Costs and Fees	\$ 83,981	\$ 107,888	\$ 108,917	\$ 79,024	\$ 379,810
Fines	<u>96,950</u>	<u>102,186</u>	<u>95,847</u>	<u>66,300</u>	<u>361,283</u>
Total Assessments	<u>\$ 180,931</u>	<u>\$ 210,074</u>	<u>\$ 204,764</u>	<u>\$ 145,324</u>	<u>\$ 741,093</u>
Collections					
Court Costs and Fees	\$ 52,724	\$ 51,927	\$ 47,266	\$ 36,508	\$ 188,425
Fines	<u>55,962</u>	<u>61,013</u>	<u>89,026</u>	<u>55,205</u>	<u>261,206</u>
Total Collections	<u>\$ 108,686</u>	<u>\$ 112,940</u>	<u>\$ 136,292</u>	<u>\$ 91,713</u>	<u>\$ 449,631</u>
Total Court Costs, Fees, and Fines Aging					
0 - 30 days:	\$ 33,627	\$ 27,140	\$ 32,833	\$ 22,708	\$ 116,308
31 - 60 days:	16,738	14,569	18,209	11,932	61,447
61 - 90 days:	10,216	10,481	12,389	9,529	42,615
91 - 120 days:	10,651	11,847	11,271	9,529	43,299
120+ days:	<u>37,453</u>	<u>48,903</u>	<u>61,590</u>	<u>38,015</u>	<u>185,962</u>
Total Collections	<u>\$ 108,686</u>	<u>\$ 112,940</u>	<u>\$ 136,292</u>	<u>\$ 91,713</u>	<u>\$ 449,631</u>
Total Aging Percentage of Collections					
0 - 30 days:	30.94%	24.03%	24.09%	24.76%	25.87%
31 - 60 days:	15.40%	12.90%	13.36%	13.01%	13.67%
61 - 90 days:	9.40%	9.28%	9.09%	10.39%	9.48%
91 - 120 days:	9.80%	10.49%	8.27%	10.39%	9.63%
120+ days:	34.46%	43.30%	45.19%	41.45%	41.36%
Waivers and Non-Cash Credits					
Court Costs and Fees	\$ 90,672	\$ 43,085	\$ 54,727	\$ 53,036	\$ 241,520
Fines	<u>99,061</u>	<u>18,645</u>	<u>43,092</u>	<u>51,491</u>	<u>212,289</u>
Total Waivers and Non-Cash Credits	<u>\$ 189,733</u>	<u>\$ 61,730</u>	<u>\$ 97,819</u>	<u>\$ 104,527</u>	<u>\$ 453,809</u>



Total Collections \$449,631

Assessments and Collections
District Courts - Comparison by Court
For Quarter Ended September 30, 2008

DISTRICT COURT ROOM	A	B	C
	<u>28th</u>	<u>117th</u>	<u>94th</u>
Number of Cases Assessed	83	91	80
Assessments			
Court Costs and Fees	\$ 5,408	\$ 24,190	\$ 15,292
Fines	<u>40,950</u>	<u>24,000</u>	<u>16,750</u>
Total Assessments	<u>\$ 46,358</u>	<u>\$ 48,190</u>	<u>\$ 32,042</u>
Collections			
Court Costs and Fees	\$ 8,086	\$ 5,832	\$ 7,665
Fines	<u>17,819</u>	<u>18,302</u>	<u>7,299</u>
Total Collections	<u>\$ 25,905</u>	<u>\$ 24,134</u>	<u>\$ 14,964</u>
Waivers and Non-Cash Credits			
Court Costs and Fees	\$ 2,135	\$ 1,547	\$ 1,589
Fines	<u>-</u>	<u>4,225</u>	<u>1,000</u>
Total Waivers and Non-Cash Credits	<u>\$ 2,135</u>	<u>\$ 5,772</u>	<u>\$ 2,589</u>

***There is no efficient way to determine the Drug Court Costs and Court Appointed Attorney Waivers by individual court without running multiple reports. The total amount of \$4,060 was equally distributed to each court for reporting purposes.**

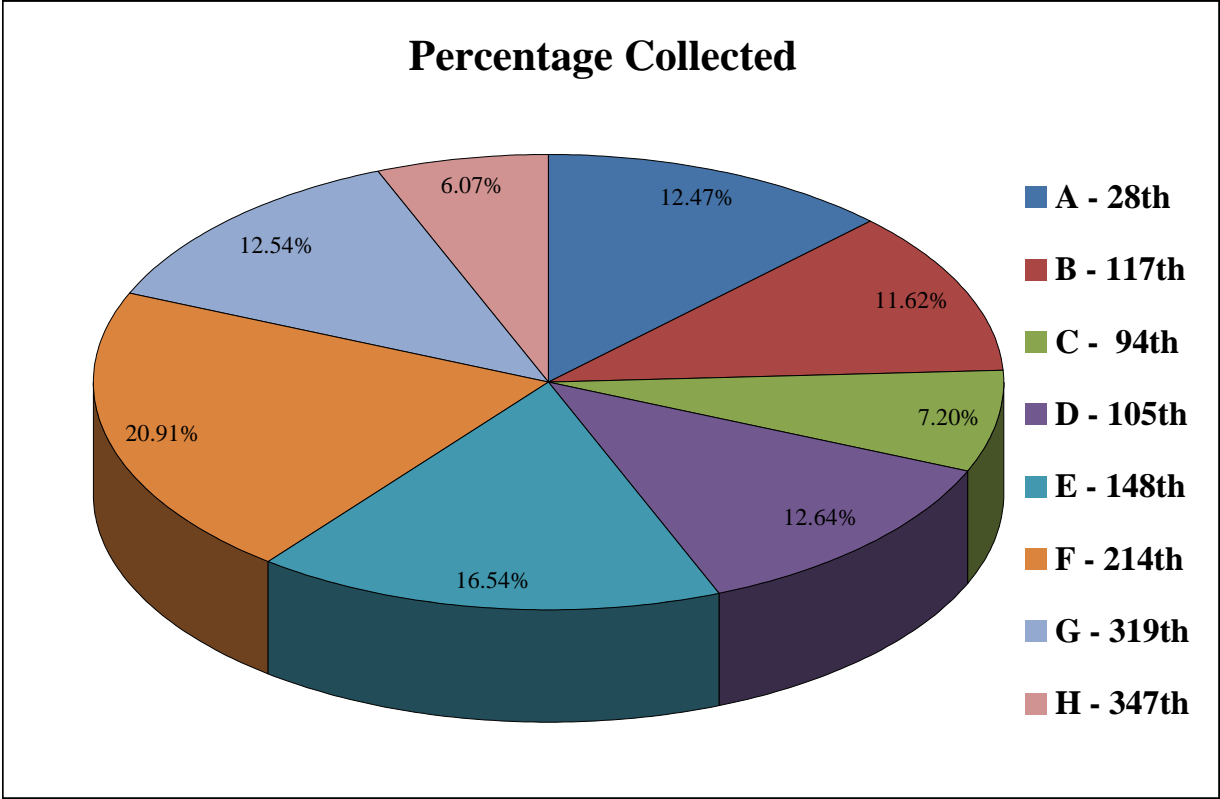
<u>D</u> <u>105th</u>	<u>E</u> <u>148th</u>	<u>F</u> <u>214th</u>	<u>G</u> <u>319th</u>	<u>H</u> <u>347th</u>	All District <u>Courts</u>
56	104	61	47	84	606
\$ 1,143	\$ 19,374	\$ 18,264	\$ 13,850	\$ 29,114	\$ 126,635
<u>18,250</u>	<u>47,000</u>	<u>9,550</u>	<u>6,820</u>	<u>12,800</u>	<u>176,120</u>
<u>\$ 19,393</u>	<u>\$ 66,374</u>	<u>\$ 27,814</u>	<u>\$ 20,670</u>	<u>\$ 41,914</u>	<u>\$ 302,755</u>
\$ 6,250	\$ 7,873	\$ 11,596	\$ 8,492	\$ 7,225	\$ 63,019
<u>19,994</u>	<u>26,484</u>	<u>31,842</u>	<u>17,552</u>	<u>5,387</u>	<u>144,679</u>
<u>\$ 26,244</u>	<u>\$ 34,357</u>	<u>\$ 43,438</u>	<u>\$ 26,044</u>	<u>\$ 12,612</u>	<u>\$ 207,698</u>
\$ 746	\$ 1,426	\$ 1,437	\$ 1,574	\$ 2,150	\$ 12,604
<u>2,000</u>	<u>3,441</u>	<u>3,018</u>	<u>2,198</u>	<u>4,250</u>	<u>20,132</u>
<u>\$ 2,746</u>	<u>\$ 4,867</u>	<u>\$ 4,455</u>	<u>\$ 3,772</u>	<u>\$ 6,400</u>	<u>\$ 32,736</u>

Assessments and Collections
Justice Of The Peace Courts - Comparison by Court
For Quarter Ended September 30, 2008

	<u>JP 1-1</u>	<u>JP 1-2</u>	<u>JP 1-3</u>	<u>JP 2-1</u>
Number of Cases Assessed	527	438	649	837
Assessments				
Court Costs and Fees	\$ 54,796	\$ 45,227	\$ 67,368	\$ 103,399
Fines	<u>98,669</u>	<u>72,842</u>	<u>55,397</u>	<u>159,013</u>
Total Assessments	<u>\$ 153,465</u>	<u>\$ 118,069</u>	<u>\$ 122,765</u>	<u>\$ 262,412</u>
Collections				
Court Costs and Fees	\$ 40,183	\$ 25,032	\$ 45,161	\$ 37,264
Fines	<u>36,835</u>	<u>35,363</u>	<u>45,523</u>	<u>17,139</u>
Total Collections	<u>\$ 77,018</u>	<u>\$ 60,395</u>	<u>\$ 90,684</u>	<u>\$ 54,403</u>
Total Court Costs, Fees, and Fines Aging				
0 - 30 days:	\$ 54,681	\$ 29,004	\$ 82,986	\$ 46,794
31 - 60 days:	6,277	5,419	2,356	2,108
61 - 90 days:	4,465	6,597	925	1,460
91 - 120 days:	1,875	7,935	840	729
120+ days:	<u>9,720</u>	<u>11,440</u>	<u>3,577</u>	<u>3,312</u>
Total Collections	<u>\$ 77,018</u>	<u>\$ 60,395</u>	<u>\$ 90,684</u>	<u>\$ 54,403</u>
Total Aging Percentage of Collections				
0 - 30 days:	71.00%	48.02%	91.51%	86.01%
31 - 60 days:	8.15%	8.97%	2.60%	3.87%
61 - 90 days:	5.80%	10.92%	1.02%	2.68%
91 - 120 days:	2.43%	13.14%	0.93%	1.34%
120+ days:	12.62%	14.85%	4.64%	4.30%
Waivers and Non-Cash Credits				
Court Costs and Fees	\$ 3,926	\$ 8,901	\$ 15,768	\$ 4,777
Fines	<u>33,636</u>	<u>20,361</u>	<u>2,628</u>	<u>11,989</u>
Total Waivers and Non-Cash Credits	<u>\$ 37,562</u>	<u>\$ 29,262</u>	<u>\$ 18,396</u>	<u>\$ 16,766</u>

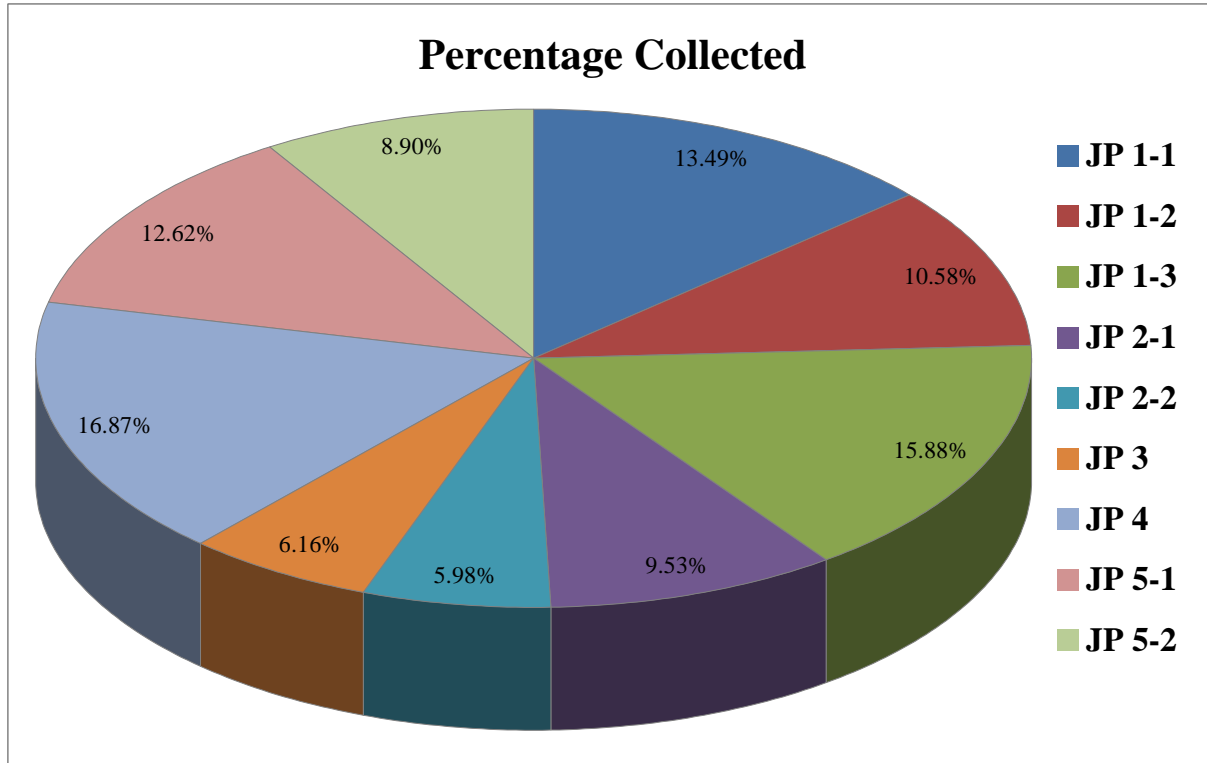
JP 2-2	JP 3	JP 4	JP 5-1	JP 5-2	All JP Courts
252	433	1525	633	547	5841
\$ 27,176	\$ 46,269	\$ 159,783	\$ 65,512	\$ 59,202	\$ 628,732
<u>40,855</u>	<u>61,778</u>	<u>200,940</u>	<u>47,418</u>	<u>41,267</u>	<u>778,179</u>
<u>\$ 68,031</u>	<u>\$ 108,047</u>	<u>\$ 360,723</u>	<u>\$ 112,930</u>	<u>\$ 100,469</u>	<u>\$ 1,406,911</u>
\$ 12,238	\$ 18,613	\$ 40,856	\$ 44,182	\$ 31,117	\$ 294,646
<u>21,892</u>	<u>16,552</u>	<u>55,492</u>	<u>27,894</u>	<u>19,734</u>	<u>276,424</u>
<u>\$ 34,130</u>	<u>\$ 35,165</u>	<u>\$ 96,348</u>	<u>\$ 72,076</u>	<u>\$ 50,851</u>	<u>\$ 571,070</u>
\$ 14,083	\$ 34,521	\$ 71,672	\$ 55,341	\$ 49,379	\$ 438,461
2,347	165	8,952	7,597	748	35,969
4,773	100	4,360	3,678	286	26,644
1,801	-	2,987	2,642	-	18,809
<u>11,126</u>	<u>379</u>	<u>8,377</u>	<u>2,818</u>	<u>438</u>	<u>51,187</u>
<u>\$ 34,130</u>	<u>\$ 35,165</u>	<u>\$ 96,348</u>	<u>\$ 72,076</u>	<u>\$ 50,851</u>	<u>\$ 571,070</u>
41.26%	98.17%	74.39%	76.78%	97.11%	76.78%
6.88%	0.47%	9.29%	10.54%	1.47%	6.30%
13.98%	0.28%	4.53%	5.10%	0.56%	4.67%
5.28%	0.00%	3.10%	3.67%	0.00%	3.29%
14.45%	0.49%	10.88%	3.66%	0.57%	8.96%
\$ 1,196	\$ 1,537	\$ 4,236	\$ 6,473	\$ 1,673	\$ 48,487
<u>2,058</u>	<u>5,435</u>	<u>9,211</u>	<u>9,426</u>	<u>1,643</u>	<u>96,387</u>
<u>\$ 3,254</u>	<u>\$ 6,972</u>	<u>\$ 13,447</u>	<u>\$ 15,899</u>	<u>\$ 3,316</u>	<u>\$ 144,874</u>

**Nueces County Collections
District Courts - Comparison By Court
For Quarter Ended September 30, 2008**



Total Collections \$207,698

**Nueces County Collections
Justice Of The Peace Courts - Comparison by Court
For Quarter Ended September 30, 2008**



Total Collections \$571,070

For Quarter Ended September 30, 2008
Assessments and Collections - by Court Type
Quarterly Comparison

All County Courts	Quarterly Comparison		
	07/01/07 09/30/07	07/01/08 09/30/08	Increase/ (Decrease)
Assessments			
Court Costs and Fees	\$ 225,619	\$ 379,810	\$ 154,191
Fines	<u>664,410</u>	<u>361,283</u>	<u>(303,127)</u>
Total Assessments	<u>\$ 890,029</u>	<u>\$ 741,093</u>	<u>\$ (148,936)</u>
Collections			
Court Costs and Fees	\$ 193,384	\$ 188,425	\$ (4,959)
Fines	<u>313,330</u>	<u>261,206</u>	<u>(52,124)</u>
Total Collections	<u>\$ 506,714</u>	<u>\$ 449,631</u>	<u>\$ (57,083)</u>
Waivers and Non-Cash Credits			
Court Costs and Fees	\$ 88,016	\$ 241,520	\$ 153,504
Fines	<u>155,944</u>	<u>212,289</u>	<u>56,345</u>
Total Waivers and Non-Cash Credits	<u>\$ 243,960</u>	<u>\$ 453,809</u>	<u>\$ 209,849</u>

All District Courts

Assessments			
Court Costs and Fees	\$ 102,790	\$ 126,635	\$ 23,845
Fines	<u>296,900</u>	<u>176,120</u>	<u>(120,780)</u>
Total Assessments	<u>\$ 399,690</u>	<u>\$ 302,755</u>	<u>\$ (96,935)</u>
Collections			
Court Costs and Fees	\$ 55,680	\$ 63,019	\$ 7,339
Fines	<u>113,729</u>	<u>144,679</u>	<u>30,950</u>
Total Collections	<u>\$ 169,409</u>	<u>\$ 207,698</u>	<u>\$ 38,289</u>
Waivers and Non-Cash Credits			
Court Costs and Fees	\$ 14,349	\$ 12,604	\$ (1,745)
Fines	<u>24,603</u>	<u>20,132</u>	<u>(4,471)</u>
Total Waivers and Non-Cash Credits	<u>\$ 38,952</u>	<u>\$ 32,736</u>	<u>\$ (6,216)</u>

Quarterly Comparison

All JP Courts	07/01/07 09/30/07	07/01/08 09/30/08	Increase/ (Decrease)
Assessments			
Court Costs and Fees	\$ 713,928	\$ 628,732	\$ (85,196)
Fines	<u>840,210</u>	<u>778,179</u>	<u>(62,031)</u>
Total Assessments	<u>\$ 1,554,138</u>	<u>\$ 1,406,911</u>	<u>\$ (147,227)</u>
Collections			
Court Costs and Fees	\$ 310,135	\$ 294,646	\$ (15,489)
Fines	<u>271,388</u>	<u>276,424</u>	<u>5,036</u>
Total Collections	<u>\$ 581,523</u>	<u>\$ 571,070</u>	<u>\$ (10,453)</u>
Waivers and Non-Cash Credits			
Court Costs and Fees	\$ 38,492	\$ 48,487	\$ 9,995
Fines	<u>131,362</u>	<u>96,387</u>	<u>(34,975)</u>
Total Waivers and Non-Cash Credits	<u>\$ 169,854</u>	<u>\$ 144,874</u>	<u>\$ (24,980)</u>

All Courts

Assessments			
Court Costs and Fees	\$ 1,042,337	\$ 1,135,177	\$ 92,840
Fines	<u>1,801,520</u>	<u>1,315,582</u>	<u>(485,938)</u>
Total Assessments	<u>\$ 2,843,857</u>	<u>\$ 2,450,759</u>	<u>\$ (393,098)</u>
Collections			
Court Costs and Fees	\$ 559,199	\$ 546,090	\$ (13,109)
Fines	<u>698,447</u>	<u>682,309</u>	<u>(16,138)</u>
Total Collections	<u>\$ 1,257,646</u>	<u>\$ 1,228,399</u>	<u>\$ (29,247)</u>
Waivers and Non-Cash Credits			
Court Costs and Fees	\$ 140,857	\$ 302,611	\$ 161,754
Fines	<u>311,909</u>	<u>328,808</u>	<u>16,899</u>
Total Waivers and Non-Cash Credits	<u>\$ 452,766</u>	<u>\$ 631,419</u>	<u>\$ 178,653</u>

For Quarter Ended September 30, 2008
Assessments and Collections - by Court Type
Fiscal Year-To-Date Comparison

All County Courts	Fiscal YTD Comparison		
	10/01/06 09/30/07	10/01/07 09/30/08	Increase/ (Decrease)
Assessments			
Court Costs and Fees	\$ 874,440	\$ 1,414,909	\$ 540,469
Fines	<u>3,044,689</u>	<u>1,959,305</u>	<u>(1,085,384)</u>
Total Assessments	<u>\$ 3,919,129</u>	<u>\$ 3,374,214</u>	<u>\$ (544,915)</u>
Collections			
Court Costs and Fees	\$ 811,459	\$ 806,472	\$ (4,987)
Fines	<u>1,384,242</u>	<u>1,219,617</u>	<u>(164,625)</u>
Total Collections	<u>\$ 2,195,701</u>	<u>\$ 2,026,089</u>	<u>\$ (169,612)</u>
Waivers and Non-Cash Credits			
Court Costs and Fees	\$ 497,702	\$ 601,241	\$ 103,539
Fines	<u>742,472</u>	<u>676,217</u>	<u>(66,255)</u>
Total Waivers and Non-Cash Credits	<u>\$ 1,240,174</u>	<u>\$ 1,277,458</u>	<u>\$ 37,284</u>

All District Courts

Assessments			
Court Costs and Fees	\$ 397,397	\$ 440,527	\$ 43,130
Fines	<u>1,246,250</u>	<u>1,023,730</u>	<u>(222,520)</u>
Total Assessments	<u>\$ 1,643,647</u>	<u>\$ 1,464,257</u>	<u>\$ (179,390)</u>
Collections			
Court Costs and Fees	\$ 228,721	\$ 261,127	\$ 32,406
Fines	<u>569,557</u>	<u>584,000</u>	<u>14,443</u>
Total Collections	<u>\$ 798,278</u>	<u>\$ 845,127</u>	<u>\$ 46,849</u>
Waivers and Non-Cash Credits			
Court Costs and Fees	\$ 61,543	\$ 45,506	\$ (16,037)
Fines	<u>82,132</u>	<u>89,958</u>	<u>7,826</u>
Total Waivers and Non-Cash Credits	<u>\$ 143,675</u>	<u>\$ 135,464</u>	<u>\$ (8,211)</u>

Fiscal YTD Comparison

All JP Courts	10/01/06 09/30/07	10/01/07 09/30/08	Increase/ (Decrease)
Assessments			
Court Costs and Fees	\$ 2,550,798	\$ 2,676,780	\$ 125,982
Fines	<u>3,063,525</u>	<u>3,206,627</u>	<u>143,102</u>
Total Assessments	<u>\$ 5,614,323</u>	<u>\$ 5,883,407</u>	<u>\$ 269,084</u>
Collections			
Court Costs and Fees	\$ 1,325,688	\$ 1,383,285	\$ 57,597
Fines	<u>1,132,461</u>	<u>1,239,070</u>	<u>106,609</u>
Total Collections	<u>\$ 2,458,149</u>	<u>\$ 2,622,355</u>	<u>\$ 164,206</u>
Waivers and Non-Cash Credits			
Court Costs and Fees	\$ 123,073	\$ 174,170	\$ 51,097
Fines	<u>387,480</u>	<u>439,156</u>	<u>51,676</u>
Total Waivers and Non-Cash Credits	<u>\$ 510,553</u>	<u>\$ 613,326</u>	<u>\$ 102,773</u>

All Courts

Assessments			
Court Costs and Fees	\$ 3,822,635	\$ 4,532,216	\$ 709,581
Fines	<u>7,354,464</u>	<u>6,189,662</u>	<u>(1,164,802)</u>
Total Assessments	<u>\$ 11,177,099</u>	<u>\$ 10,721,878</u>	<u>\$ (455,221)</u>
Collections			
Court Costs and Fees	\$ 2,365,868	\$ 2,450,884	\$ 85,016
Fines	<u>3,086,260</u>	<u>3,042,687</u>	<u>(43,573)</u>
Total Collections	<u>\$ 5,452,128</u>	<u>\$ 5,493,571</u>	<u>\$ 41,443</u>
Waivers and Non-Cash Credits			
Court Costs and Fees	\$ 682,318	\$ 820,917	\$ 138,599
Fines	<u>1,212,084</u>	<u>1,205,331</u>	<u>(6,753)</u>
Total Waivers and Non-Cash Credits	<u>\$ 1,894,402</u>	<u>\$ 2,026,248</u>	<u>\$ 131,846</u>

Nueces County
Number of Cases Assessed - by Court Type
Fiscal Year-To-Date Comparison

	Fiscal YTD Comparison		
	10/01/06 09/30/07	10/01/07 09/30/08	Increase/ (Decrease)
County Courts			
County Court 1	1,851	1,264	(587)
County Court 2	1,835	1,490	(345)
County Court 3	1,620	1,755	135
County Court 4	1,559	1,149	(410)
Total Cases Assessed	<u>6,865</u>	<u>5,658</u>	<u>(1,207)</u>
District Courts			
28th - Courtroom A	282	337	55
117th - Courtroom B	247	291	44
94th - Courtroom C	245	315	70
105th - Courtroom D	145	183	38
148th - Courtroom E	220	273	53
214th - Courtroom F	182	213	31
319th - Courtroom G	215	279	64
347th - Courtroom H	267	311	44
Total Cases Assessed	<u>1,803</u>	<u>2,202</u>	<u>399</u>
JP Courts			
JP Precinct 1, Place 1	N/A	N/A	0
JP Precinct 1, Place 2	N/A	N/A	0
JP Precinct 1, Place 3	N/A	N/A	0
JP Precinct 2, Place 1	N/A	N/A	0
JP Precinct 2, Place 2	N/A	N/A	0
JP Precinct 3	N/A	N/A	0
JP Precinct 4	N/A	N/A	0
JP Precinct 5, Place 1	N/A	N/A	0
JP Precinct 5, Place 2	N/A	N/A	0
* Total Cases Assessed	<u>24,405</u>	<u>24,304</u>	<u>(101)</u>

***Individual Number of Cases by Court are not available.**